



Name \_\_\_\_\_


# MY HOME LEARNING ACTIVITY PACKET




Dear Teachers and Parents,  
 Here are the resources that we have included as review pages in this packet. Click the bit.ly link to learn more about any specific resource in my TpT store! Enjoy this ready-to-print Packet!  
 -Emily




<http://bit.ly/Practically1stGradePassages>



<http://bit.ly/1stGradePassages>




<http://bit.ly/TheDailyEdit180>



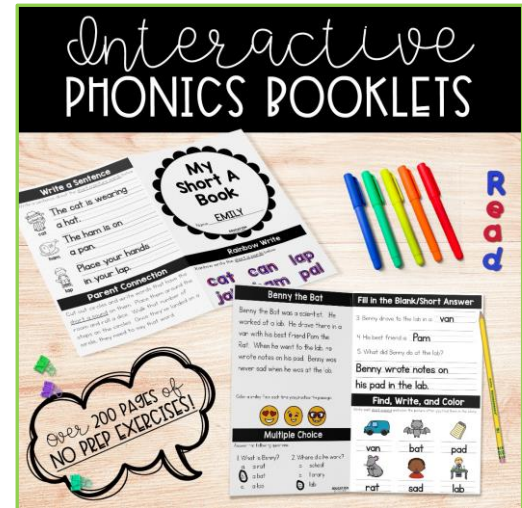
<http://bit.ly/1stGradeLitCenters>



<http://bit.ly/2ndGradeLiteracyCenters>



<http://bit.ly/FirstGradeMorningWork>



<http://bit.ly/NoPrepPhonicsBooklets>

# Eating Healthy

Eating too much junk food can be bad for you. Eating good food can help you stay healthy. People need to eat fruits and vegetables. It is also healthy to eat some meat. Milk, cheese, and yogurt are healthy foods. Candy and chips are not healthy foods.



How can you stay healthy?




What are some healthy foods?



What are some unhealthy foods?

## Vocabulary



fruits



vegetables




meat



yogurt



candy



chips



# At the Farm

We are going to the farm. We will see cows, goats, sheep, and pigs at the farm. I like horses the best. We will ride on a tractor. We will milk the cows too. It is fun to go to the farm. I would like to be a farmer when I grow up.

1. What do they ride?

- a. tractor
- b. horse
- c. car

2. Where did they go?

- a. a farm
- b. a park
- c. a movie

3. The author likes the \_\_\_\_\_ the best.  
(pigs, horses)

4. They \_\_\_\_\_ the cows.  
(milk, feed)

5. What do they see at the farm?

---



---



---



---



---




---


## Vocabulary



farm




cows




goats




sheep



pigs



horses




tractor

**Word Bank**



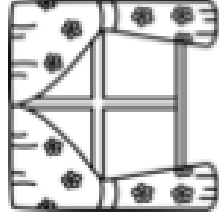
**grandma**



**scared**



**airplane**



**window**



**clouds**

\_\_\_\_\_

\_\_\_\_\_

(Title)

Handwriting practice area with multiple sets of solid top and bottom lines and a dashed middle line.

## Reading Day

Every year at my school, we have a special reading day. We spend the whole day reading and it is one of the best days of the year. We can bring in books from home or read books in our classroom. We get to find cozy spots in the room to read our books. My teacher lets us bring in pillows and blankets so we can lay on the floor. We can bring in a stuffed animal to read to also! This year my teacher said that we can wear pajamas and slippers to Reading Day. I cannot wait!

9  
16  
27  
36  
45  
54  
62  
72  
81  
90  
96  
99

	1st	2nd	3rd
WRR			
Errors			



# Comprehension Questions: Reading Day

1. How often does Reading Day happen at school?

---

---

---

---

2. What books do the children read on Reading Day?

---

---

---

---

3. What things does the teacher let the children bring to Reading Day?

---

---

---

---

4. Does the child like Reading Day? Tell why or why not.

---

---


---

---

# The Aquarium

The aquarium is a place where you can see 9  
 marine animals. Marine animals are animals 15  
 that live in the water. When you go to an 25  
 aquarium you can see things like fish, jellyfish 33  
 or stingrays. You may see small sea animals 41  
 like starfish and crabs. You may see large 49  
 sea animals like an octopus or a shark. Other 58  
 animals you may see at the aquarium are 66  
 turtles or sea otters. Some of the animals 74  
 at an aquarium live in tanks with fresh 82  
 water, and others live in salt water. The 90  
 aquarium is an interesting place to visit. 97

	1st	2nd	3rd
WRR			
Errors			





# Comprehension Questions: The Aquarium

1. What are marine animals?

---

---

---

---

2. What are some of the animals you may see at an aquarium?

---

---

---

---

3. Why do you think there are different kinds of water at the aquarium?

---

---

---

---

4. Why do you think the author said the aquarium is an interesting place to visit?

---

---


---

---

## Spring

We have four seasons: winter, spring, summer 7  
 and fall. Spring begins every year on March 21<sup>st</sup> 16  
 or 22<sup>nd</sup>. When spring comes, the weather begins 24  
 to get warmer and the sun shines longer every 33  
 day. Many animals, like birds, sheep and cows, 41  
 have babies in the spring. In the spring, the grass 51  
 begins to grow, and buds form on trees and 60  
 flowers. Many animals that hibernate in the 67  
 winter wake up in the spring. You can see frogs, 77  
 squirrels and chipmunks in the spring. Many birds 85  
 come out in spring too. Spring is over in June, 95  
 when it becomes summer! 99

	1st	2nd	3rd
WRR			
Errors			



# Comprehension Questions: Spring

1. When does spring begin?

---

---

---

---

2. What happens to the weather in spring?

---

---

---

---

3. What animals can you see in spring?

---

---

---

---

4. Why do you think hibernating animals wake up in spring?

---

---

---

---

# EDITING MARKS


CAPITALIZE




MAKE LOWER CASE



ADD PUNCTUATION




INSERT




DELETE



INSERT COMMA



INSERT APOSTROPHE



INSERT QUOTATION  
MARKS



MISSPELLED WORD

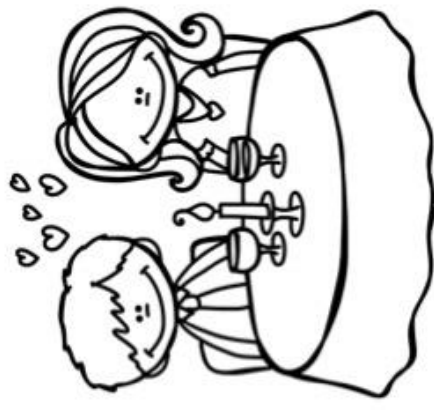


what are you going to get rachel for her  
birthday tyler and i are going to get her some  
new paint and paintbrushes rachel likes to paint






my Parents got married on july 24 2010  
they're anniversary is next sunday they  
are going to go out for a fancy diner



lets go to allies house after school on monday to work  
our project said lee thats a great idea said jill allies  
house is a good place to work said lee well have hour  
project ready to give to mrs smith on tuesday said jill



# Name As Many

Plants

TV Shows

Fruits

Vegetables

© Education to the Core

© Education to the Core

© Education to the Core

© Education to the Core

## Directions

1. Choose a category.
2. Write as many words you can think of that belong to that category.
3. Write the words you came up with.

# Movies

# Songs

# Poppin' Sight Word Bubbles

The image shows a worksheet titled "Poppin' Sight Word Bubbles" divided into four quadrants. Each quadrant contains a grid of circular bubbles, each containing a sight word. A larger white bubble is placed in the center of each quadrant, serving as a template for a matching bubble.

- Top-Left Quadrant:** The central bubble contains the word "end". Surrounding bubbles include: most, end, our, end, most, end, place, give, years, end, place, after, end, over, end, take, end, thing, end, good, end, name, end, old, end, must, very, end, just, end, show, end, know, end, end, came, end, does, end, want, end, show, end.
- Top-Right Quadrant:** The central bubble contains the word "small". Surrounding bubbles include: another, want, small, end, small, must, take, end, around, show, small, end, must, take, end, small, end, small, end, also, does, end, small, new, end, put, end, small, end, small, end, well, set, end, small, big, end, even, end, sound, end, small, end, three, large, end, small, end, farm, end.
- Bottom-Left Quadrant:** The central bubble contains the word "set". Surrounding bubbles include: set, means, know, right, home, help, set, even, show, set, much, set, following, set, only, need, set, boy, tell, little, any, set, work, set, place, set, old, set, same, set, line, set, want, set, too, set, set, set, set, set.
- Bottom-Right Quadrant:** The central bubble contains the word "put". Surrounding bubbles include: put, spell, page, air, put, point, away, move, farm, work, very, put, years, put, should, put, live, put, think, put, give, put, again, does, put, put, put, put, me, farm, work, put, put, put, put, great, put, put, put, put, put, put, put, put, put, put.

## Directions

1. Read the sight word in the middle of the mat.
2. Using clear chips or crayons, find all the matches on the mat.
3. Check off each mat as you finish using the accountability sheet.



another

think

read

want

must

read

read

asked

read

came

put

read

end

such

big

home

read

after

read

read

set

read

well

does

read

think

say

read

read

again

read

even

read

great

large

read

kind

read

must

another

want

small

end

small

put

show

small

over

must

small

take

must

small

also

does

**small**

small

around

small

set

small

new

small

put

small

well

small

big

small

even

sound

small

small

three

large

end

small

farm

in

a

because

because

letters

because

and

because

house

mother

because

of

because

because

to

because

**because**

point

was

is

study

because

animals

the

because

answer

because

page

learn

because

because

he

for

you

because

that


it

found

because

DIRECTIONS

- 1. Draw a tree.
- 2. Draw some apples on the tree.
- 3. Draw grass under the tree.
- 4. Draw flowers under the tree.
- 5. Draw a boy and a girl under the tree.

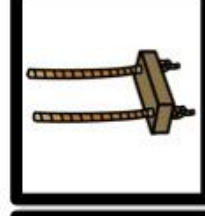


IDEAS FOR THE ARTIST

DIRECTIONS

IDEAS FOR THE ARTIST

- 1. Draw a park.
- 2. Draw a slide at the park.
- 3. Draw a swing at the park.
- 4. Draw a boy and a girl at the park.
- 5. Draw a soccer ball at the park.





# TEXT CONVERSATION MAT #1

1. When did Mom say Jen needed to be home by?

---

---

2. Why did Jen want to stay at Maddie's house?

---

---

3. What were the girls working on?

---

---

4. What were the girls going to work on next?

---

---

Jen: Hi Mom. Is it okay if I stay at Maddie's house a little longer?

Mom: Yes, it is fine if you stay. Just be home before dinner.

Jen: Thanks! What time is dinner?

Mom: We will be eating at 6:00.

Jen: I will make sure I am home by then. We are getting a lot of homework done.

Mom: What kind of homework are you girls doing?

Jen: We are doing math. Then we are going to study for our science test.

Mom: Good job! See you soon!

# Simple Self-Portrait

My hair is \_\_\_\_\_ like \_\_\_\_\_.

My eyes are \_\_\_\_\_ like \_\_\_\_\_.

My ears are \_\_\_\_\_ like \_\_\_\_\_.

My nose is \_\_\_\_\_ like \_\_\_\_\_.


My mouth is \_\_\_\_\_ like \_\_\_\_\_.

My face is \_\_\_\_\_ like \_\_\_\_\_.

My feet are \_\_\_\_\_ like \_\_\_\_\_.

My hands are \_\_\_\_\_ like \_\_\_\_\_.

My body is \_\_\_\_\_ like \_\_\_\_\_.



Draw a picture of yourself in the frame above.

## Sentence Tree #15

I

I like

I like to

I like to help

I like to help my

I like to help my grandma

I like to help my grandma bake

I like to help my grandma bake chocolate

I like to help my grandma bake chocolate chip

I like to help my grandma bake chocolate chip cookies.

What do I like to help my grandma with?





# Story #1: A Bad Case of Stripes

(12 minutes)



1. What is Camilla's favorite food? \_\_\_\_\_

\_\_\_\_\_

2. What did Dr. Bumble think about Camilla's stripes? \_\_\_\_\_

\_\_\_\_\_

3. What names did Camilla's classmates call her? \_\_\_\_\_

\_\_\_\_\_

4. What did the specialists do to Camilla? \_\_\_\_\_

\_\_\_\_\_

5. How did Camilla cure her case of stripes? \_\_\_\_\_

\_\_\_\_\_





# Story #3: Arnie the Doughnut

(15 minutes)



1. What kind of doughnut was Arnie? \_\_\_\_\_

\_\_\_\_\_

2. What is the last step to making a doughnut? \_\_\_\_\_

\_\_\_\_\_

3. What did Mr. Bing want to do with Arnie? \_\_\_\_\_

\_\_\_\_\_

4. What did the baker man ask the other doughnuts? \_\_\_\_\_

\_\_\_\_\_

5. What did Mr. Bing end up doing with Arnie? \_\_\_\_\_

\_\_\_\_\_

# My Perfect Birthday

If I could plan my perfect birthday, this is what it would be like. First, I would go to the beach and I would surf. I would stay there until it was dark and I could see the stars. There would not be any sharks there! Then, I would have a burger for dinner and cake and ice cream for dessert! After that, I would go to the movies. I would have a large popcorn and a large root beer. That is my favorite drink when I am thirsty. Finally, I would go to the store for a new purple hat. What a great day that would be!

ar words	er words	ir words	or words	ur words

## Gardening with Grandma

I love to work in the garden. My garden is between a fir tree and the curb. My grandma teaches me all about the plants. "What is that one?" I ask. "It is some sort of fern," she says. "The one next to it is on the verge of blooming. It will get bigger and soon there will be a purple or pink flower." Once, I hurt my finger on a sharp thorn. I hope that flower does not have thorns. My favorite part of working in the garden is when I get to water it. I squirt water all over the plants and the dirt.













ar words	er words	ir words	or words	ur words

Name \_\_\_\_\_ Date \_\_\_\_\_

# Sight Words: Roll and Write

ELA

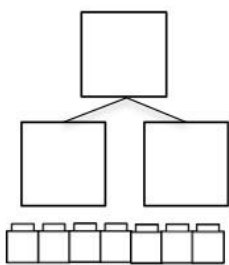
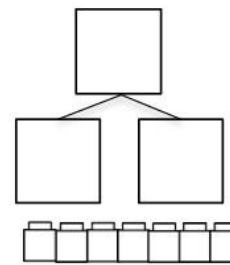
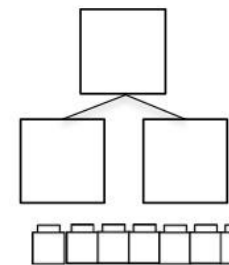
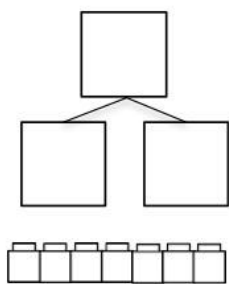
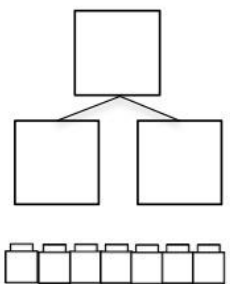
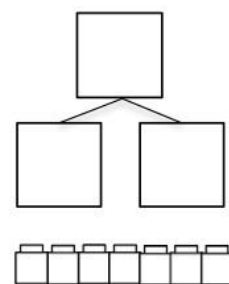
Directions: Roll the dice and write the sight word in the space below.

 me	 my	 we	 you	 up	 to
					
_____ _____ _____	_____ _____ _____	_____ _____ _____	_____ _____ _____	_____ _____ _____	_____ _____ _____
_____ _____ _____	_____ _____ _____	_____ _____ _____	_____ _____ _____	_____ _____ _____	_____ _____ _____

## Make Seven

Directions: Show all the ways you can make seven.

Math

## Addition Practice

$5 + 4 =$	$3 + 4 =$	$4 + 1 =$
$4 + 6 =$	$2 + 4 =$	$4 + 4 =$

## Number of the Day 8

Tally Marks

Place Value

Tens	Ones


eight

Name \_\_\_\_\_ Date \_\_\_\_\_

**Quick Edit**

ELA

my favorite place to visit is the Museum

**Using "And"**

Directions: Rewrite the sentences with one sentence by combining the endings.

I saw a train.

I saw a merry-go-round.

**Read a Phrase**

A long time

We were here.

Have you see it?

Could you go?

**Less Than, Greater Than**

Math

Directions: Draw tens and ones to represent each number. Then circle less than or greater than.

28

is less than  
is greater than

82

**Number of the Day 109**

Place Value

Hundreds	Tens	Ones

Represent

**Fact Practice**

$18 - 1 =$        $11 + 3 =$        $13 - 6 =$

$17 + 4 =$        $18 - 3 =$        $12 + 3 =$



Name \_\_\_\_\_ Date \_\_\_\_\_

**Quick Edit**

ELA

when can we eat r dessert


---



---

**Captions**

Directions: Give each person a caption.

**Read a Phrase**

We walked four miles

Until the end

A second later

Stop the music.

**100's Chart Practice**

Directions: Color all the numbers with 1 in the one's place

1	2	3	4	5	6	7	8	9	10
11	12	13	14	15	16	17	18	19	20
21	22	23	24	25	26	27	28	29	30
31	32	33	34	35	36	37	38	39	40
41	42	43	44	45	46	47	48	49	50
51	52	53	54	55	56	57	58	59	60
61	62	63	64	65	66	67	68	69	70
71	72	73	74	75	76	77	78	79	80
81	82	83	84	85	86	87	88	89	90
91	92	93	94	95	96	97	98	99	100

Math

**Number of the Day 156**

Place Value

Hundreds	Tens	Ones

Represent

**Operations Practice**

$5 + \underline{\quad} = 14$

$\underline{\quad} - 9 = 2$

$10 + \underline{\quad} = 15$

$\underline{\quad} + 4 = 19$

$11 + \underline{\quad} = 15$

$\underline{\quad} - 4 = 13$

Name \_\_\_\_\_ Date \_\_\_\_\_

**Quick Edit**

ELA

someday i will go to paris rome and london

**Read and Answer**

Do you have a superpower? Yes No

Can you eat with a cup Yes No

Do birds bark? Yes No

Can you spell your name? Yes No

Do you sleep during the day? Yes No

**Read a Phrase**

The ship hit the waves.

A short vowel sound

Tried and true




I noticed the fire.

**Corners and Sides**

Math

Write the number of corners and sides for each shape.

Shape Name      Corners      Sides

 _____		
 _____		
 _____		

**Number of the Day 174**


Place Value

Hundreds	Tens	Ones


Represent

# Write a Sentence

Write a sentence about the long a picture words below.



**maze**



**mane**



**tape**

# My Long A Book

Name \_\_\_\_\_

EDUCATION  
TO THE CORE

# Parent Connection

Write a variety of words with the long a sound on the inside of cups. Your child will toss a ball into the cup and then has to say that word.

# Rainbow Write

Rainbow write the long a words below.

name ape maze

cape mane tape

# Jake the Pony

My pony Jake had a dirty cage. I went out to the barn with a rake and got a new bale of hay for him. When I was done cleaning, it didn't look like the same place! I made a little space where I could play my game.

Color a smiley face each time you practice the passage:



EDUCATION  
TO THE CORE

## Multiple Choice

Answer the following questions.

1. What is the pony's name?  
a. Gage  
b. Jake  
c. Nate
2. What does Jake eat?  
a. oats  
b. grass  
c. hay

# Fill in the Blank/Short Answer


3. Jake had a dirty \_\_\_\_\_.

4. Jake got a new \_\_\_\_\_ of hay.

5. Why did they make a little space?

## Find, Write, and Color

Write each long a word and color the picture after you find them in the story.



## Write a Sentence


Write a sentence about the ee picture words below.



three



sleep



sheep

# My EE Vowel Team Book

Name \_\_\_\_\_

EDUCATION  
TO THE CORE

## Rainbow Write

Rainbow write the ee words below.

bleed sleep

sheep three

## Parent Connection

With a white crayon, write as many words as you can with the ee sound on a white piece of paper. Give your child colored markers and have them color over the words to "reveal" them. As they reveal a word, they need to read it.



# Queenie

I took a peek into my bird's cage to see if I needed to feed her or give her water. She eats a lot of bird seed. Her name is Queenie and she is very sweet. She gives me kisses upon my cheek.

Color a smiley face each time you practice the passage:



EDUCATION  
TO THE CORE

## Multiple Choice

Answer the following questions.

1. What is the bird's name?  
a. Angel  
b. Queenie  
c. Petey
2. What does Queenie eat?  
a. grass  
b. bugs  
c. bird seed

# Fill in the Blank/Short Answer

3. They took a \_\_\_\_\_ into the cage.

4. Queenie is very \_\_\_\_\_.

5. Where does Queenie give kisses?

\_\_\_\_\_

\_\_\_\_\_

\_\_\_\_\_

\_\_\_\_\_

## Find, Write, and Color

Write each ee word and color the picture after you find them in the story.




\_\_\_\_\_

\_\_\_\_\_

\_\_\_\_\_

\_\_\_\_\_



# Home Learning

## BINGO



Visit the library	Write and solve 15 addition problems	Read a book to a stuffed animal	Ride a bike or scooter	Write a story about a trip you took
Read a book that has an animal as the main character	Play a game that uses a ball (soccer, basketball, etc.)	Write 20 sight words using colored markers	Write and solve 15 subtraction problems	Help your mom with a household chore
Write a story about your favorite part of school	Spend 20 minutes on a math practice website		Read a non-fiction book	Draw a picture outside with sidewalk chalk
Spend 20 minutes on a reading practice website	Make a dessert with your family	Go for a long walk	Count up to 100 and then back down to 0	Build with blocks or LEGOs
Construct a fort in your bedroom	Help someone make dinner	Put a puzzle together	Read a book with your favorite character	Watch your favorite movie